


HUMAN RESOURCES REPORT SEPTEMBER 2021

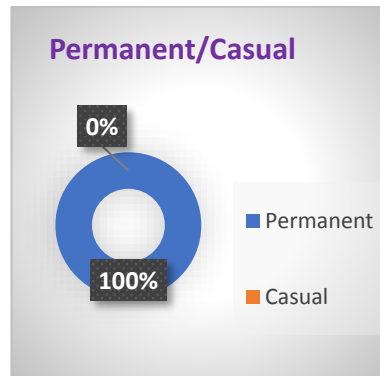
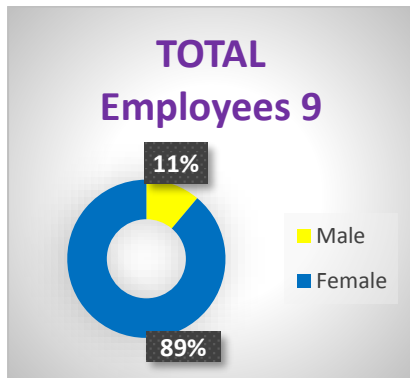
Report as of 31 August 2021

*Prepared by
Rani Johnson*



ADMINISTRATION DEPARTMENT

Employment Outlook



Professional Development 0

Absent Hours 22.50

Work Cover Claims 0

Average Leave Balances

Annual Leave	168.55 Hours	Sick Leave	356.41 Hours
Long Service Leave	296.94 Hours	Years of Service	8.56 Years

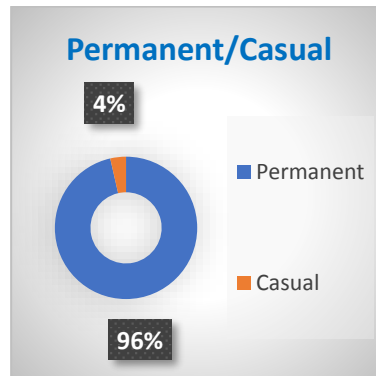
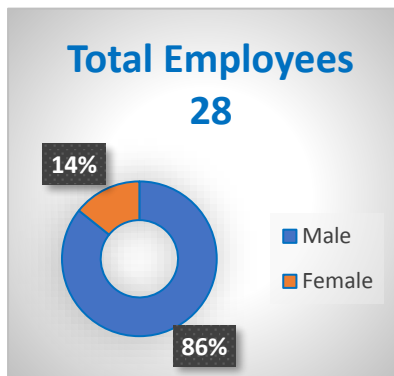
Leave taken for the Month of August

Annual Leave	190.75 Hours	Sick Leave	72.50 Hours
Long Service Leave	0 Hours	LWOP*	40.75 Hours

**LWOP – Leave without pay*

OPERATIONS

Employment Outlook



Professional Development 0

Absent Hours 111.75 Hours

Work Cover Claims 1

Average Leave Balances

Annual Leave	120.95 Hours	Sick Leave	391.35 Hours
Long Service Leave	242.36 Hours	Years of Service	11.59 Years

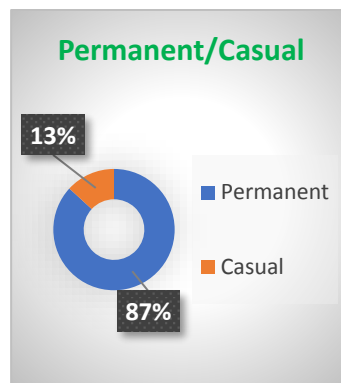
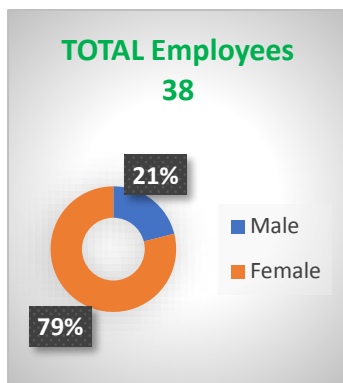
Leave taken for the Month of August

Annual Leave	148.00 Hours	Sick Leave	76.25 Hours
Long Service Leave	0 Hours	LWOP*	119.00 Hours

**LWOP – Leave without pay*

SOCIAL SERVICES DEPARTMENT

Employment Outlook



Professional Development 15.40 Hours

Absent Hours 284.50 Hours

Work Cover Claims 1

Average Leave Balances

Annual Leave 47.66 Hours Sick Leave 75.76 Hours

Long Service Leave 106.36 Hours Years of Service 5.60 Years

Leave taken for the Month of August

Annual Leave 333.00 Hours Sick Leave 204.50 Hours

Long Service Leave 0 Hours LWOP * 81.50 Hours

**LWOP – Leave without pay*

